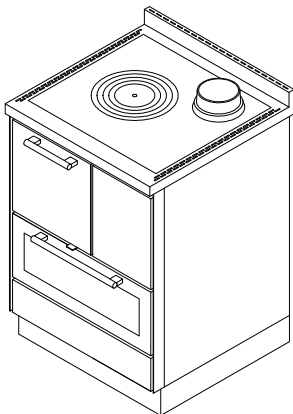
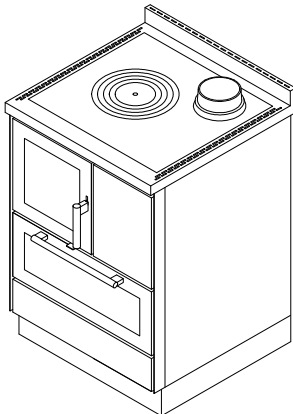


**F60****WOOD-COOKERS "NEW CLASSICA"**

mm 600x600xh860

CE EN -12815 certification



Colours:

White, Blue, Green, Grey, Black, Red, Ivory, Rust, Stainless steel

(stainless steel handles D5)

Version Arte 11, 12, 13, 14:

White, Blue, Green, Grey, Black, Red, Ivory, Rust

(choice of knobs: nickel-plated, satin-finished, polished brass)

**STANDARD EQUIPMENT:**

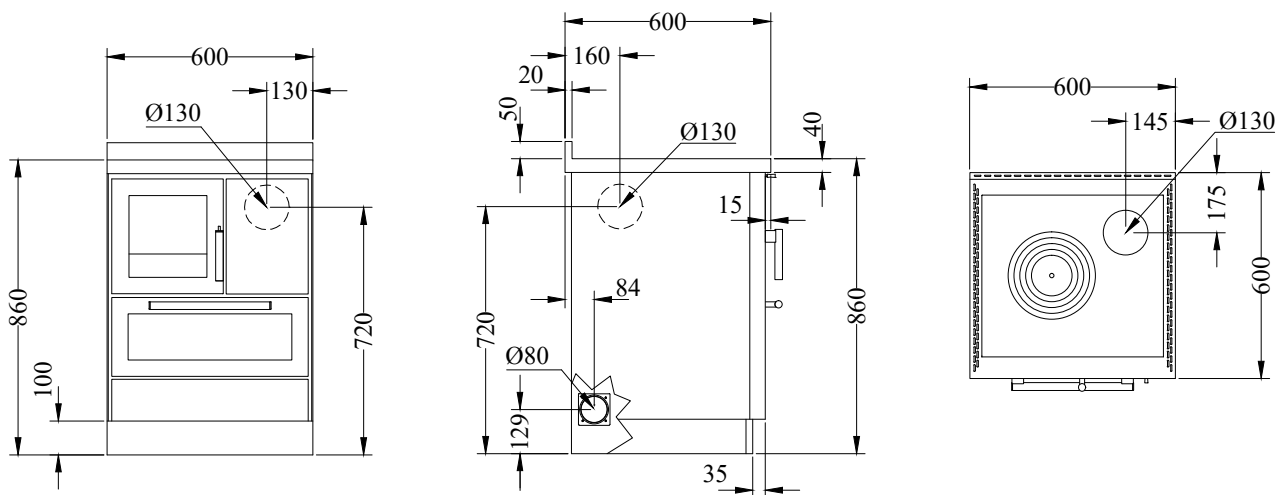
- right or left top flue outlet  $\varnothing$  130 mm
- cast-iron hotplate mm 540x470 with cooking rings set
- oven mm. 350x420xh140 with light and thermometer
- **triple glazed firebox door**
- pair of telescopic pullout for baking pan
- stainless steel fire and oven doors
- stainless steel frame of mm 40 (total height 860 mm) A2-B4
- stainless steel base h. 100 mm height and depth adaptable
- external flue air  $\varnothing$  80 mm

**BY REQUEST:**

- rear or side flue outlet, right or left  $\varnothing$  130 mm
- black fire and oven doors
- firebox and blind doors
- glass-ceramic hotplate (rear flue only)

**OPTIONALS:**

- front handrail s.steel or brass, 2 or 3 sides
- heavy-duty radiant hotplate
- stainless steel hotplate cover



Right flue version. Left flue version is symmetrical

**DATA SHEET**

Nominal heat output: 4.5 kw	Efficiency: 85 %
Max heat output: 6.5 kw	Mean content of CO to 13% O <sub>2</sub> : 0.08 %
Mean flue gas temperature: 197 C°	Flue gas mass flow: 6.7 g/s
Hearth dimensions (LxPxH): 21x37x27 cm	Average DUST content to 13% O <sub>2</sub> : 25.6 mg/Nm <sup>3</sup>
Fill opening (LxH): 20x18 cm	External flue air: $\varnothing$ 80 mm
Flue depression: mbar 0.12	Net weight/packaging included: kg 180/195